



# PORTLAND PUBLIC SCHOOLS – FACILITY ADA ASSESSMENT

King School PK-8  
August 31, 2009



## Site Accessibility


Parking, Southeast	Three ADA spaces exist at the shared southeast parking lot. Compliant stall signage and curb cuts in place. <b>Southernmost space is intruded on slightly by adjacent curb cut / driveway crossing connecting to cul-de-sac at NE 6<sup>th</sup> off NE Going St.</b>	
Parking, North	North parking lot has been restriped as mostly a double-loaded teachers parking area. No accessible parking is provided in this area. Two building entry's on this side have exterior stairs and non-compliant handrails. Add signage directions to accessible entry.	
Parking/Entry	Provide signage at the 2 west doors indicating the accessible entrance inside the southwest courtyard. Provide signage at the 2 east entries indicating the accessible entrance at the southeast courtyard entry. These courtyard entries are shared with the adjacent King Neighborhood Association facility.	

## Accessible Route & Features

Elevator	Provide an elevator for access to the second floor. One appropriate location for the elevator would be at Room 116. This is a platform room with stairs that gives access to Stage 146A in the Cafetorium. A half stop would access the stage level (approximately + 38" above the main floor level). The second floor access would be at teacher's office Room 218. Both 166 and 218 are corner rooms, so elevator door direction can be located as needed for the stage side half-stop.	
Corridor Ramps and Steps	E/W corridor at ground floor has steps and ramp near east corridor junction. Provide compliant double handrails at the stairs and the ramp (approximately 40 lf of rail.)	



<p>North Entry Stairway Ramps</p>	<p>Both north entry stairs have ground ramps from the outside entry door to the first floor level.          Verify that change in grade is more than 6-inches. If it is, then add compliant double handrails each side of each ramp approximately 36 lf of rail.)</p>	
<p>Stair Handrails, Interior</p>	<p>Replace existing wood handrails at (1) major staircase from basement to second floor with compliant metal grab rails with top &amp; bottom extensions. Recommend west central staircase closest to the office and off the major building entry on NE 6<sup>th</sup> Avenue (approximately 96 lf of rail.)</p>	
<p>Slopes at staircases</p>	<p>Four (or more) of the major older staircases have slight ramping at the ground floor levels leading to the outer exit doors. All have traction material on their walking surfaces, but no handrails. If height difference is 6" or less, handrails are not required. If more than 6" in height difference, then add compliant double handrails on each side of the entry hall.</p>	<p>See picture above.</p>
<p>Cafetorium Stage 146A</p>	<p>Provide access to the stage with half-stop at new elevator.</p>	
<p>Cafetorium Serving</p>	<p>Provide lever hardware at two doors to serving area.</p>	
<p>Outside Courtyard</p>	<p>Provide replacement unequal pair of doors with lever hardware.</p>	
<p>Computer Lab 202</p>	<p>Provide lever door hardware.</p>	
<p>Smart Reading Room 201</p>	<p>Provide lever door hardware.</p>	
<p>Sun Office</p>	<p>Provide lever door hardware.</p>	
<p>Classroom doors</p>	<p>Provide all classrooms with lever handle hardware.</p>	

Media Center 101 / Library Stage	Replace hand-built stage ramp with a lift or ramp (approximately 24 lf of ramp.)	
Gym 148	Modify door threshold to provide taper to maximum ¼-inch vertical transition.	


Plumbing Elements

2 <sup>nd</sup> Floor Restroom, Boys 223A	Provide accessible toilet stall, clearances, lavatory and accessories within reach ranges.	
2 <sup>nd</sup> Floor Restroom, Girls 223B	Provide accessible toilet stall, clearances, lavatory and accessories within reach ranges.	
Drinking Fountains	Provide an accessible high-low fountain on the second floor.	
Boys Locker Room	If this room is still being used for this function, provide an accessible toilet, stall, grab bars, lavatory, accessories and shower.	
Girls Locker Room	If this room is still being used for this function, provide an accessible toilet, stall, grab bars, lavatory, accessories and shower.	
Office/Faculty	If a sink is provided, provide an accessible sink.	

Communication Elements

South Accessible Entry	Modify the existing intercom communications device, or add another device to include visual communication for hearing impaired individuals.	
Cafetorium 146	Provide assisted listening devices.	
Media Center	Provide assisted listening devices.	
Classrooms	Any need for assisted listening devices in programs at this school? Or within SPED classrooms?	
Signage	Provide accessible signage at new accessible restrooms and common spaces. If signage is provided at classrooms, provide accessible signage.	

Special Spaces, Built-in Elements & Recreational Facilities

Cafetorium Serving	Verify width of serving line. 36" width required, but 35" width PPS noted is within tolerances acceptable to City. Verify serving line height is 30" or less. Modify if needed.	
Boys Locker Room	Provide an accessible bench.	
Girls Locker Room	Provide an accessible bench.	
Play Surface	There is (1) soft play area at the outdoor play area. Verify and test existing play structure safety surfacing at this area. Mulch/ground cover must be solid enough to allow wheelchair access.	
Play Structure	Verify that existing play structure is accessible, and modify if needed.	

